



## BOOKMARK FACT SHEET

### Z-Cataloguing & SCIS API

March 2019

Z-cataloguing provides an easy way to download cataloguing data records without having to open a browser. Instead, Bookmark goes online "behind the scenes" and searches a selected "site" for records. MARC data records can be downloaded "on the fly" while manually cataloguing, or a small order can be placed for up to ten records. The records are downloaded from an online source, such as another library or SCIS. Z-cataloguing uses the z39.50 communication protocol.

The SCIS API is an alternate method that can be used to download cataloguing data. It works similarly to Z-Cataloguing but also has extra features. See the SCIS API section later.

#### Special Note - Ports

Z-cataloguing requires access to specific ports, usually 7090 or 210. If these ports are blocked, Z-cataloguing will not work. Many public school networks in Australia block these ports state-wide. Many private schools also block them but may have the necessary control to unblock. Before trying to use z39.50 Z-cataloguing sources, check to see if the port is blocked.

The SCIS API does not use port 7090 but it uses the same port as the Internet – i.e. 8080. This means that the SCIS API may work in situations where Z-cataloguing is unavailable.

#### Configuring Z-Cataloguing

Go to Controls then click on General Controls. Click on the Cataloguing tab. Locate the Z-cataloguing frame.

Z-cataloguing settings

Use z39.50 or SCIS.

Downloaded file location:

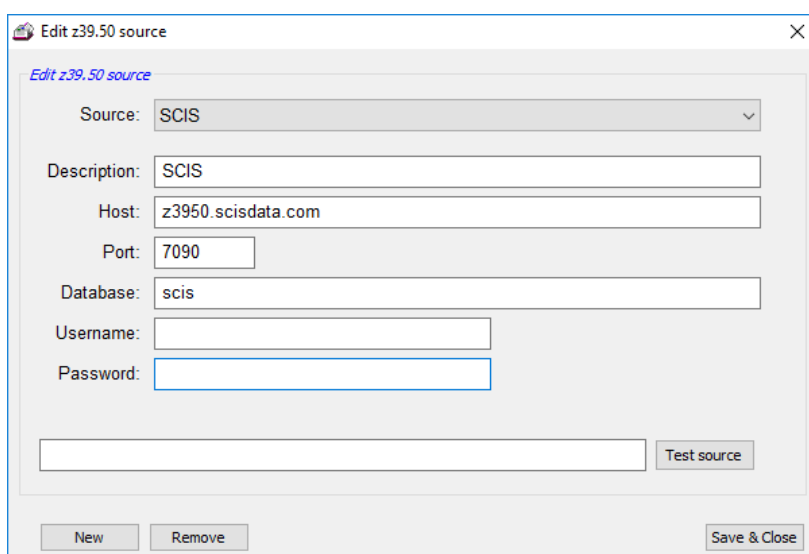
Max items that can be downloaded:

Four things should be done:

1. The "Use z39.50 or SCIS API" checkbox must be ticked.
2. Each z39.50 data source should be registered. For the SCIS API, see below.
3. The location is set where the downloaded data files will be saved. The default is the Desktop.
4. The maximum number of "hits" or records that can be downloaded at a time. The default is 100.

### Edit Z-cataloguing sources list

This dialog is used to configure the Z-cataloguing data sources and the SCIS API.



Use the dropdown list at the top to edit a currently registered source. Closing the window auto-saves any changes. Just re-open to work on another source.

By default Bookmark includes the National Library of Australia and the U.S. Library of Congress. These two sites do not require a username and password.

Other z39.50 sites can be added. Use the New button.

Z39.50 sites can be found via an Internet search. Something like "z39.50 servers" will produce lists or sites with lists. Many other libraries in Australia provide servers. They may require usernames and passwords.

## Special Instructions for SCIS users – z39.50 access

The SCIS cataloguing service provides a z39.50 option. To use this option, a SCIS subscription is required.

The SCIS z39.50 login details need to be checked and possibly adjusted as the password can be different for z39.50 and not the same as the one used for a normal login password. Click on the SCIS Website button on the Import Items menu, or go to <https://www.scisdata.com>.

1. Log in as normal to your SCIS account
2. Click on your school/organisation name at the top right corner
3. Click on **My profile**
4. Click on **School/Organisation Settings** on the left
5. Scroll down until you see the **z39.50 information** heading

If you do not see the z39.50 information heading, then it is probably not enabled. Contact SCIS to have it enabled.

The SCIS Help article for z39.50 is at <https://help.scisdata.com/hc/en-us/articles/115011883728-How-do-I-set-up-z39.50> .

In Bookmark, enter the credentials (username and password). Click on the "Edit Z-cataloguing sources list" button to pop up a window. Select the SCIS option. Make sure the details are filled out correctly. Add your username and password for z39.50 access. Closing saves. If the option is not present click on the New button and add the relevant details.

Note: port 7090 is the default port for SCIS and many other z39.50 servers. This port can be blocked in some schools. If the test does not work, change to port 210 (for SCIS) and try a test search again. If that fails, ask your IT technician if port 7090 and 210 is blocked and if it could be released.

Technical Wikipedia entry: <https://en.wikipedia.org/wiki/Z39.50>

## Special Instructions for the SCIS API

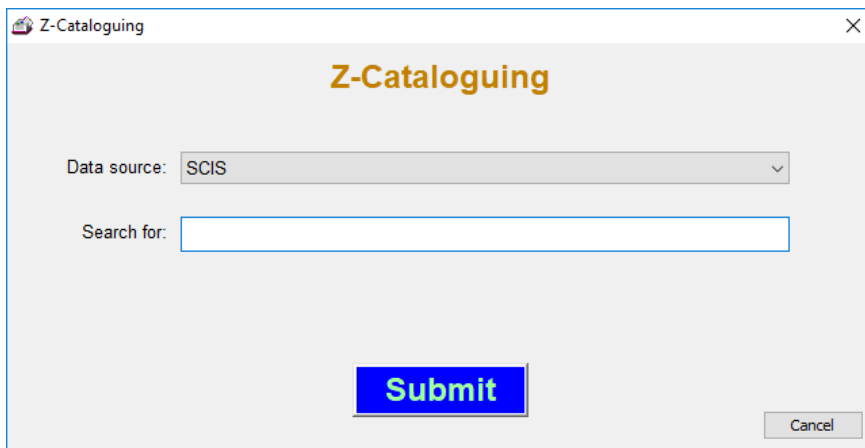
The SCIS API is an alternate to using z39.50. It may work in situations where ports are blocked.

The SCIS API requires a *different username and password* to the regular SCIS login username and password. Contact SCIS and request access to the API. A special username and password (a.k.a. credentials) will be provided to you. These will be different to the normal SCIS credentials. Enter these into Bookmark in the SCIS API frame.

## Importing via Z-Cataloguing and the SCIS API

One of the most time-saving features Z-cataloguing provides is easy and quick access to catalogue records in AddEdit Items.

In AddEdit Items, enter a new item number or barcode just as you would to manually catalogue a new record. Click on the Z-Cataloguing button at the top. Select the source then enter a query.



**Z-Cataloguing**

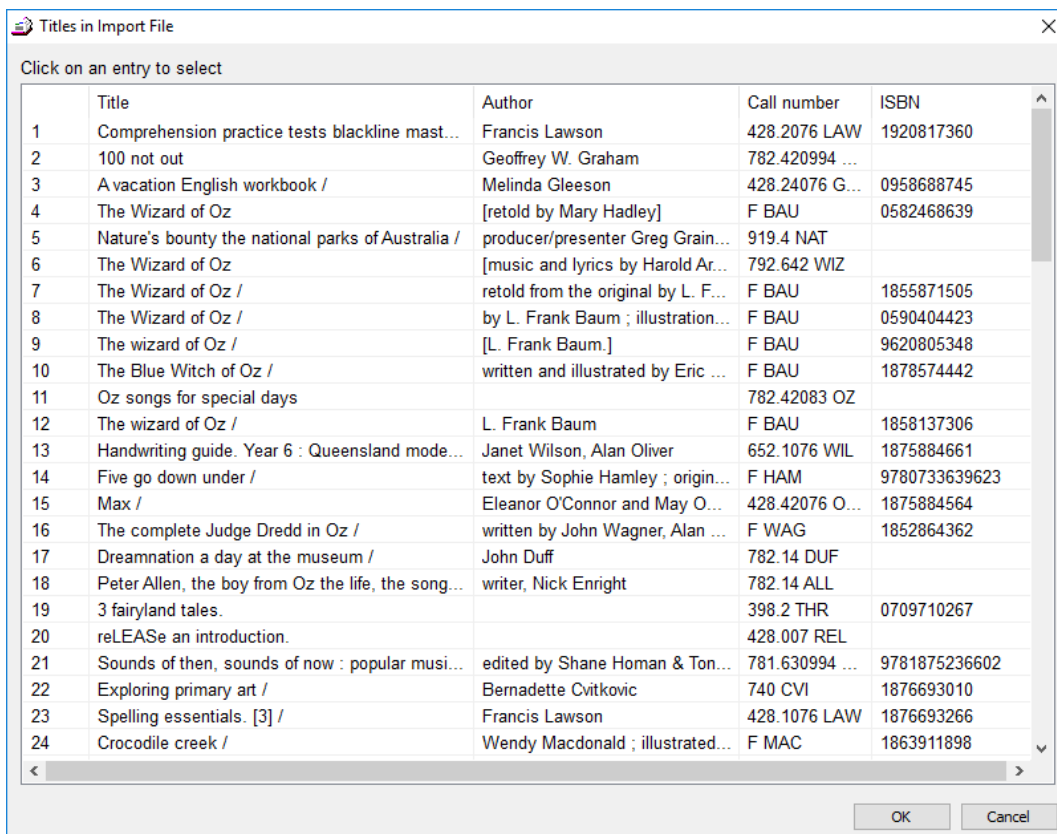
Data source: SCIS

Search for:

**Submit**

The query can be an ISBN or words from a title. Results are listed. Select the desired item then finish cataloguing as normal.

Note: if using the SCIS API only and Z-cataloguing is not active, then a SCIS API button will appear instead of Z-Cataloguing. If both are active, only the Z-Cataloguing button appears. The SCIS API will be in the list of sources.



Click on an entry to select

|    | Title  | Author                              | Call number    | ISBN          |
|----|--|-------------------------------------|----------------|---------------|
| 1  | Comprehension practice tests blackline mast...     | Francis Lawson                      | 428.2076 LAW   | 1920817360    |
| 2  | 100 not out  | Geoffrey W. Graham                  | 782.420994 ... |               |
| 3  | A vacation English workbook /                      | Melinda Gleeson                     | 428.24076 G... | 0958688745    |
| 4  | The Wizard of Oz                                   | [retold by Mary Hadley]             | F BAU          | 0582468639    |
| 5  | Nature's bounty the national parks of Australia /  | producer/presenter Greg Grain...    | 919.4 NAT      |               |
| 6  | The Wizard of Oz                                   | [music and lyrics by Harold Ar...   | 792.642 WIZ    |               |
| 7  | The Wizard of Oz /                                 | retold from the original by L. F... | F BAU          | 1855871505    |
| 8  | The Wizard of Oz /                                 | by L. Frank Baum ; illustration...  | F BAU          | 0590404423    |
| 9  | The wizard of Oz /                                 | [L. Frank Baum.]                    | F BAU          | 9620805348    |
| 10 | The Blue Witch of Oz /                             | written and illustrated by Eric ... | F BAU          | 1878574442    |
| 11 | Oz songs for special days                          |                                     | 782.42083 OZ   |               |
| 12 | The wizard of Oz /                                 | L. Frank Baum                       | F BAU          | 1858137306    |
| 13 | Handwriting guide. Year 6 : Queensland mode...     | Janet Wilson, Alan Oliver           | 652.1076 WIL   | 1875884661    |
| 14 | Five go down under /                               | text by Sophie Hamley ; origin...   | F HAM          | 9780733639623 |
| 15 | Max /  | Eleanor O'Connor and May O...       | 428.42076 O... | 1875884564    |
| 16 | The complete Judge Dredd in Oz /                   | written by John Wagner, Alan ...    | F WAG          | 1852864362    |
| 17 | Dreamnation a day at the museum /                  | John Duff                           | 782.14 DUF     |               |
| 18 | Peter Allen, the boy from Oz the life, the song... | writer, Nick Enright                | 782.14 ALL     |               |
| 19 | 3 fairyland tales.                                 |                                     | 398.2 THR      | 0709710267    |
| 20 | reLEASE an introduction.                           |                                     | 428.007 REL    |               |
| 21 | Sounds of then, sounds of now : popular musi...    | edited by Shane Homan & Ton...      | 781.630994 ... | 9781875236602 |
| 22 | Exploring primary art /                            | Bernadette Cvitkovic                | 740 CVI        | 1876693010    |
| 23 | Spelling essentials. [3] /                         | Francis Lawson                      | 428.1076 LAW   | 1876693266    |
| 24 | Crocodile creek /                                  | Wendy Macdonald ; illustrated...    | F MAC          | 1863911898    |

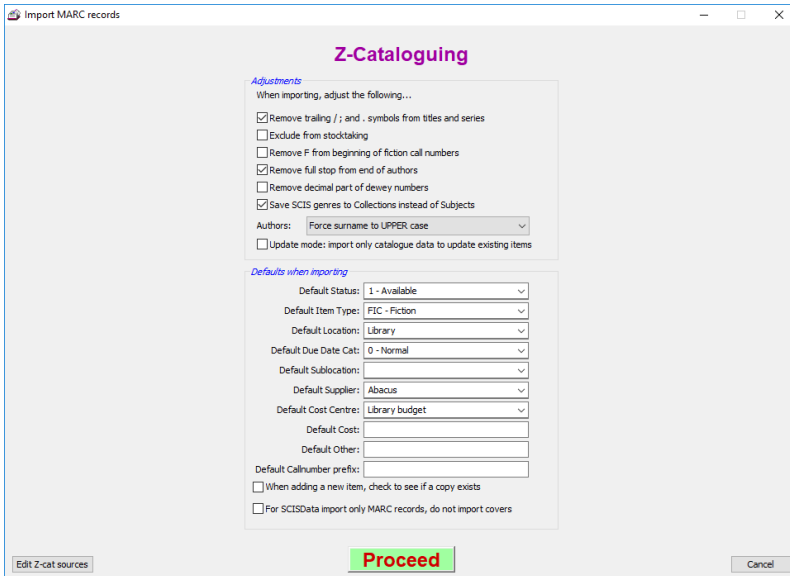
A MARC record is downloaded. It is displayed and also saved to a file (which can be opened in Import MARC records normally).

In addition, up to ten items can be "ordered" at a time. Go to the Import Items menu and click on the Z-Cataloguing button at the bottom. (Ordering is not available for the SCIS API.)

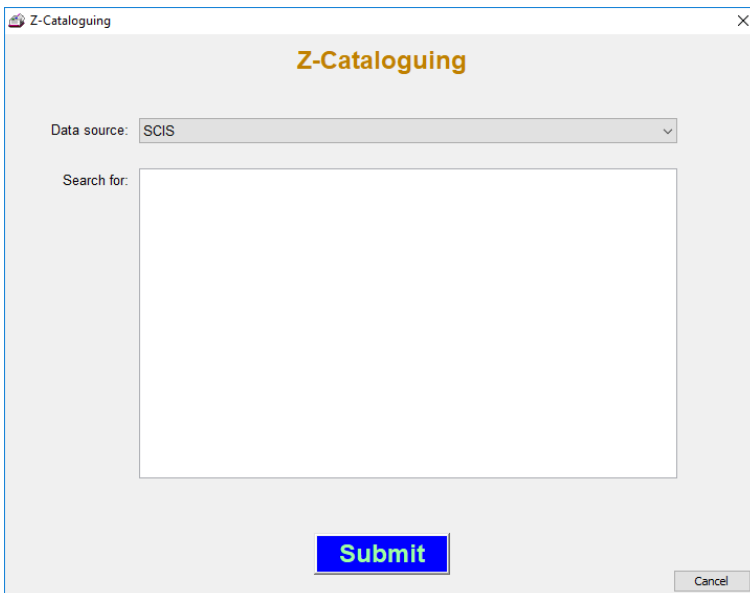
The next screen is identical to the normal Import MARC records window.

**email**  
[education.bookmark@sa.gov.au](mailto:education.bookmark@sa.gov.au)

**website**  
<http://bookmark.central.sa.edu.au/>



Check and adjust settings if needed, then click on Proceed.



Set the data source then enter the search. Searches can be:

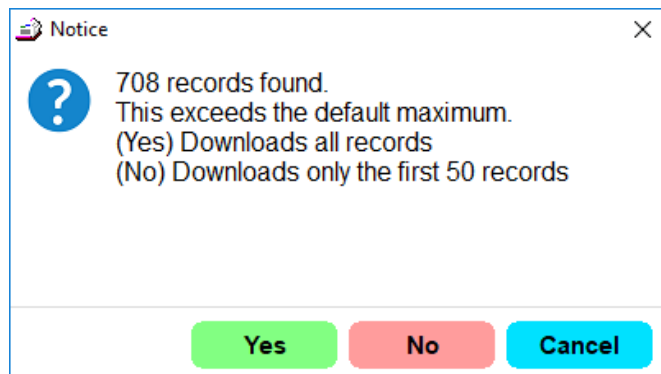
- A list of ISBNs
- A title or titles
- Author or authors
- Anything else

Searches are word based.

Note: the SCIS API is restricted to ISBN or title only searches. Words from part of titles can be entered.

A maximum of 10 entries is allowed.

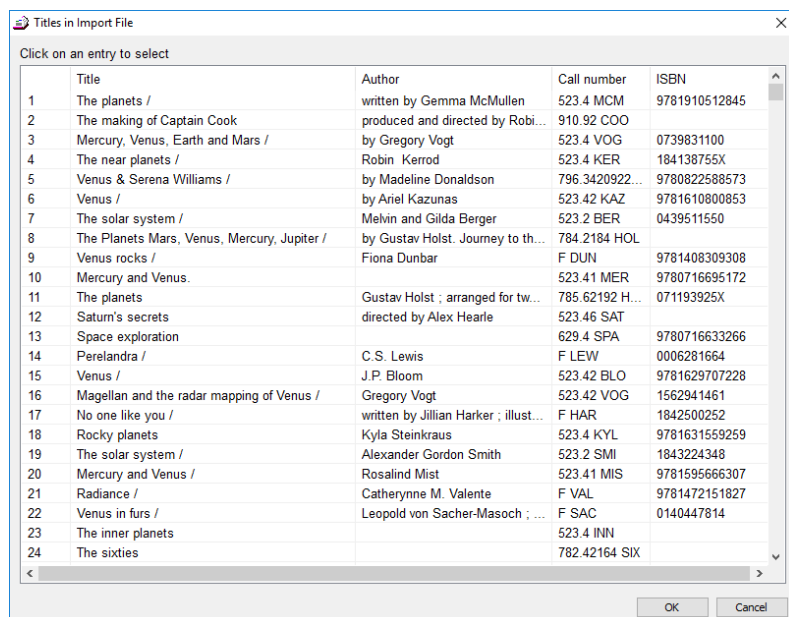
Click on Submit.



If the number of records found exceeds the maximum set in Controls, a message is shown.

After clicking on Yes or No, the records are downloaded into a file. The file is saved to the location specified in Controls. By default this is the desktop. (Note the new icon that appears.) The name of the file is randomly generated.

The titles downloaded are then listed.



Locate the title. Click to highlight then OK or double-click.

Bookmark will then display a normal Import window.

Fill out as normal and save.

The List Titles button at the top pops up the downloaded list so other titles can be selected.

Remember to use the F8 key to check for an available cover image as z39.50 does not include images.

See Cataloguing for more information about Z-cataloguing.

## MARC files

Data downloaded through the Z-cataloguing is saved into MARC files. These can be opened and used via the normal Import MARC records like normal. Re-searching for the same records is therefore not necessary. Just open the saved MARC file.

When finished the file can be deleted.