



Bookmark update

10.9.1

January 2024

Make sure site details are up to date

Controls > Settings contains a panel with information about the school / site and the library manager. The Site Name should not be "Bookmark 10" or "Bookmark" but the name of your school or library. Non-school users should make sure the *site name* is correct and not an abbreviation.

If it has changed, update the library manager's name and email address or is blank.

[Site details](#)

* Site name:	<input type="text" value="Bookmark Valley School"/>
* Address:	<input type="text" value="8401 Frederick Place"/>
* City/Suburb/Town:	<input type="text" value="Edmonds"/>
* Postcode:	<input type="text" value="98020"/>
* State:	<input type="text" value="WASH"/>
Phone:	<input type="text" value="PR8-7013"/>
Overdue notices, from email:	<input type="text" value="library@bookmark.edu.au"/>
* Library manager's name:	<input type="text" value="Current library manager's name goes here"/>
* Library manager's email:	<input type="text" value="Library manager's email address goes here"/>

* required

South Australian Schools – Transferring student data from EMS into Bookmark

One of the easiest and fastest ways to update student classes and year levels at the start of the year is to transfer student data from the front office system. This can be done from a variety of administration systems including EDSAS, EMS, CASIS, RMSIS, OneSchool, and others.

The process to transfer student data is covered in Bookmark fact sheets.

South Australian schools using EMS must update to the latest version of Bookmark for successful student data import. The data format provided by EMS was changed late last year to include both the EDID and Enrollment ID.

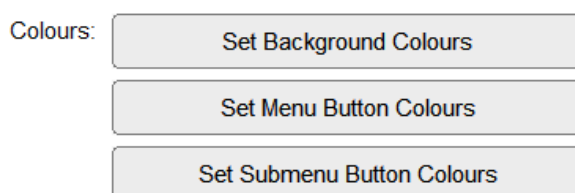


Display: Revised default colours

Default background colours have been revised to improve viewing on laptop screens and other bright monitors.

Bookmark allows setting the window colours to whatever value users would like. The defaults have changed with the version of Windows until pure white was the default, which is normal the Windows 10 and 11. However, this can appear too bright on some displays, so the Bookmark default has been stepped down slightly. If your system is set for the default colours, the new scheme will be automatically put in place. Non-default colours remain 'as is'.

To set your own colours, open Controls and click on Settings. Click on the Display tab.



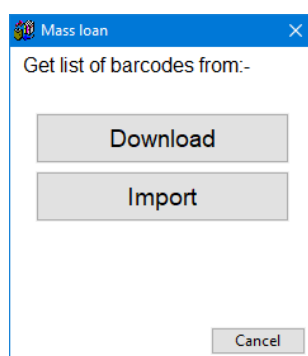
Each of these allows setting different colours for backgrounds and buttons. Click on the "Default" button to reset to default.

Note: setting colours for Circulation is done in Circulation Controls, and for Search in Search Controls.

Circulation: Mass import barcodes

It is now possible to mass import a list of barcodes of items to be issued to one borrower. The list can be downloaded from in the memory of a portable scanner, or the list can be contained in a simple text file similar to stocktake scanning.

To mass import the barcodes, open Circulation. Enter the borrower's barcode or number or name. On the normal Loans window, click on the OPTIONS button, or enter the word OPTIONS instead of a barcode. Click on the MASS LOAN option and OK or type the words MASS LOAN instead of a barcode and press enter.



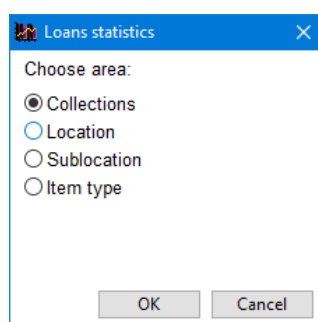
If inputting from a portable reader, click on Download to bring up the barcode download dialog, then instruct the reader to send the stored barcodes. They are listed. Click OK when the list has stopped scrolling. Then clear the reader's memory.

If inputting from a saved file, click on Import and open the file.

All of the items are issued to the current borrower and given the borrower's normal current due date.

Reports: Statistics by Year Level

The Statistics by Year level report in Circulation Reports now allows listing stats based on



The resulting grid shows the number of loans and/or returns per year level and area. The report can be viewed, printed, or saved as a csv Excel-type file.

Stocktake: Scan Items and weeding date

When stocktaking a "weeding date" can be set. This acts like a cut-off date to trigger an alert if any items are scanned that are older than the date. It can be used to identify older items or item not borrowed recently while stocktaking. If set, the date is saved. It returns when re-entering Scan Items. If the date is cleared, it does not return.

Backups: Zip format now default

When Bookmark does any backup, it first compresses all of the BMD files at Bookmark's location. If an external location is selected, the resulting compressed file is copied to the destination.

When restoring, the backup file is copied to Bookmark's location then de-compressed, overwriting any existing files with whatever is in the backup file.

Backups were originally only in the LZH compression format. This format was introduced into Bookmark way back in 1989 and has continued to be available since. It is a good, reliable, but no longer a common format. The ZIP format is standard.



This version of Bookmark sets the backup format to ZIP. Unless changed, backups will be done in the ZIP format.

The older LZH format backups can still be restored.

LZH is still available if you wish to continue to use it instead. Open Utilities, click on Backups then on Backup Settings.

Technical info: Bookmark uses the Lha32 software for the LZH format, and 7-Zip software for ZIP format.

Backups are the best lifeline against unpredictable disaster. Be sure to keep regular, frequent backups off the system.

Dates

Birthdates can be listed in Loans. Press the F10 key or click on 'Edit' then 'Birthdays this month'.

Before now, Bookmark could not store a birthdate or work with any dates before 1 January 1970 and after 19 January 2038. This included due dates and accession dates. Staff members or those of us with birthdays before 1970 did not show properly.

This was due to what is known as the "Year 2038 Problem". (See Wikipedia entry for technical information.)

A new behind-the-scenes date handling system has been introduced so dates can now be between 15 October 1582 and 31 December 9999. Hopefully, no one is older than 442 years!